

Intermediate Market Rabbit Study Guide

Please reference the Rabbit Resource Handbook and Fremont County Fair Book

Rabbit Resource Handbook can be found online from this link:

<https://extensionpubs.osu.edu/rabbit-resource-handbook/> or checked out at the Extension Office

Terms to be defined:

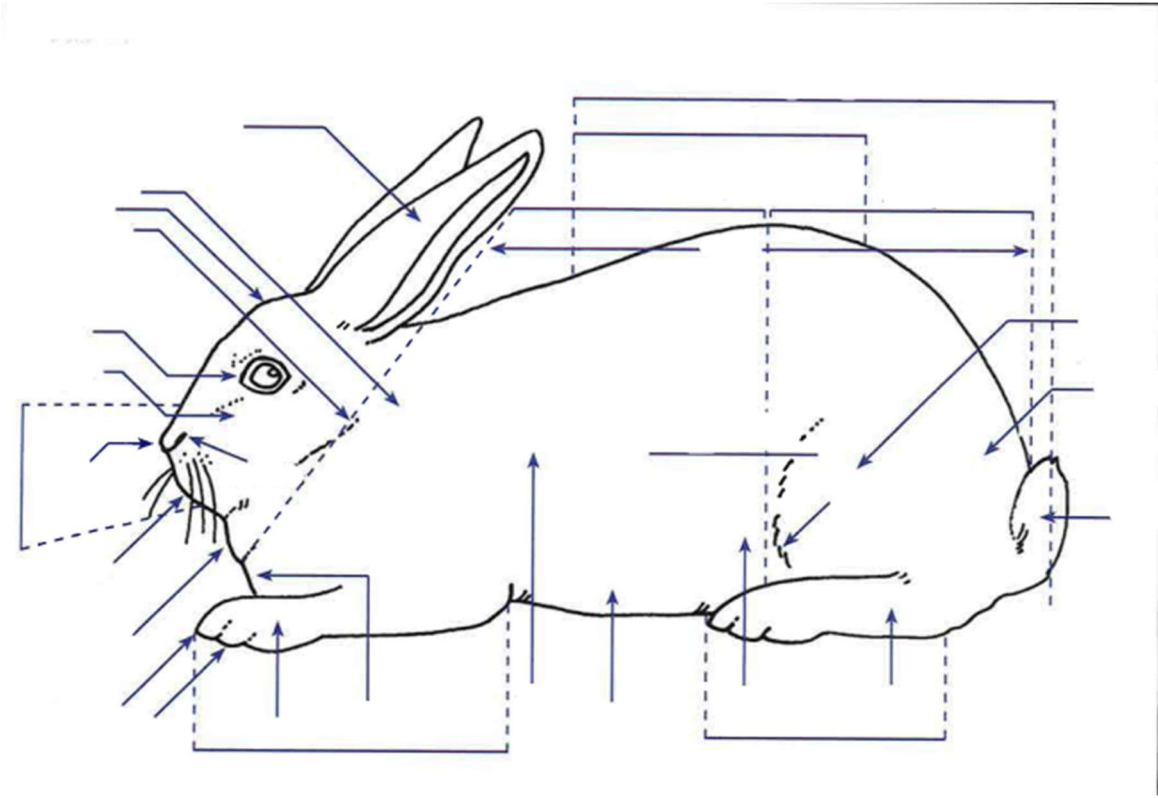
- Wall Eye:
- Kindle:
- Malocclusion:
- Blemish:
- Molt:
- Coprophagy:
- Monogastric:
- Abscesses:
- Coccidiosis:

Know how to calculate profit using the following formula:

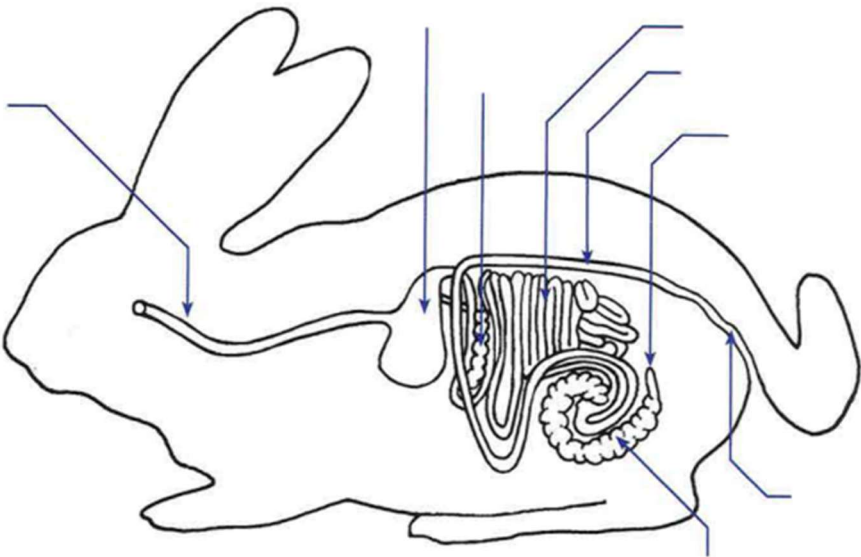
$$\textit{Profit} = \textit{Revenue} - \textit{Expenses}$$

Example: If you sell a meat pen at the Fremont County Fair for \$700.00 and you have expenses of \$250, how much profit did you make??

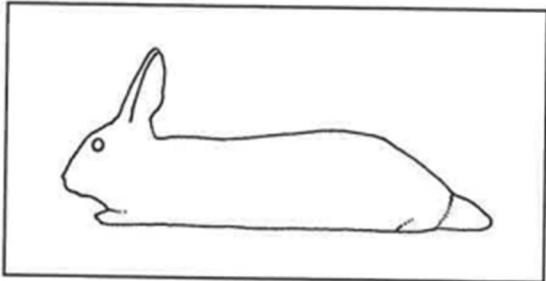



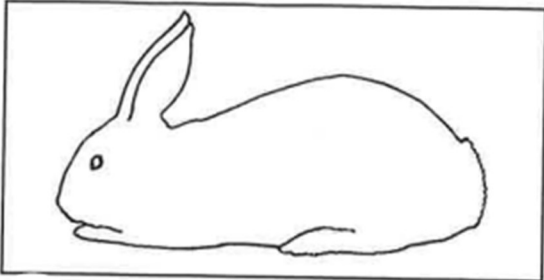
Be able to identify the parts of a rabbit using the following diagram from the 4-H Rabbit Resource Handbook.



Be able to identify the parts of a rabbit's digestive system using the following diagram from the 4-H Rabbit Resource Handbook.



Be able to identify the different types of a rabbits using the following diagram from the 4-H Rabbit Resource Handbook.



Understand the following topics:

- Purpose of the 5 nutrient groups and which is the most important one
- The 3 classes of rabbits and what the classes are based on
- What a meat pen should consist of at the Fremont County Fair
- The gestation period range
- Definition of tattooing and where it should be done
- Rules for nutrition regarding amino acids and fiber
- The serving portions of rabbit meat
- Fremont County Fair mandatory classes
- Types of fur
- The categories of disqualification
- Fremont County Fair age limit requirements
- What the dressing percentage of fryers is